



"What's happening at the museum?"  
This was posted to the SFO Museum Instagram account on April 05, 2022  
<https://millsfield.sfomuseum.org/instagram/1763559507>



"First flown in 1957, the Boeing 707 was the first successful jet airliner to provide regular, sustained commercial passenger service."  
This was posted to the SFO Museum Instagram account on October 04, 2024  
<https://millsfield.sfoairport.org/instagram/1947424849>



"This Pan American poster from the late 1950s advertising service to London was created by Aaron Fine."  
This was posted to the SFO Museum Instagram account on November 08, 2024  
<https://millsfield.sfo-museum.org/instagram/1947424821>

FOR MOTION DISCOMFORT.  
*Call stewardess for bag disposal*

**National Airlines**



airsickness bag: National Airlines  
1970s

Gift of Nancy Smetanka  
Collection of SFO Museum

<https://collection.sfo museum.org/objects/1763204755/>  
2008.002.032



airsickness bag: National Airlines  
1970s

Gift of Nancy Smetanka  
Collection of SFO Museum

<https://collection.sfohistory.org/objects/1763204755/>  
2008.002.032

SFIA LIBRARY

SAN FRANCISCO PUBLIC UTILITIES COMMISSION  
ANNUAL REPORT 1961-1962



annual report: San Francisco Public Utilities Commission, 1961/1962 [1 issue: 1961/1962]  
1962


Gift of Bonnie Baskin  
Collection of SFO Museum  
<https://collection.sfohistory.org/objects/1511923685/>  
2002.033.093



glass negative: Oakland  
c. 1920

Gift of Charles Page  
Collection of SFO Museum

<https://collection.sfohistory.org/objects/1762681657/>  
2010.174.171



safety information card: United Air Lines  
1953

Gift of Gerald J. Pipinich  
Collection of SFO Museum

<https://collection.sfo-museum.org/objects/1762832063/>  
2006.029.004

## NOW... ABOUT THE EXITS ...

### DC-6 AIRPLANE

**DC-6 AIRPLANE**

Diagram showing exit locations for the DC-6 airplane:

- CARGO DOOR: DROP TO GROUND
- MAIN DOOR: DROP TO GROUND
- WINDOW EXITS: DROP TO GROUND
- FRAME: DROP TO GROUND
- SLIDE DOWN: FROM WINDOW FRAME

#### Main Door . . DC-6

- PULL RING ON SLIDE PACK
- PUSH UP ON DOOR LATCH
- PUSH DOOR OUTWARD
- THERE IS AN ESCAPE ROPE CONCEALED IN THE TOP OF THE DOOR FRAME IF YOU NEED IT.

#### Cargo Door . . DC-6

- TURN HANDLE—PUSH DOOR OPEN
- PULL ROPE OUT OF DOOR FRAME
- SLIDE DOWN

Up forward by the pilot's compartment is the flight deck door. Turn handle and push door wide open. An escape rope is in door frame at the upper right hand corner. Pull the rope from recess and drop it to the ground. Test it—then slide down.

#### Window Exits . . DC-6

- REMOVE SHIELD
- TURN HANDLE
- PUSH WINDOW

Most likely you have observed the Emergency Window Exit near you—There's a sign reading "Emergency Exit" over the window. Just below the window is a plastic case covering a handle. A quick jerk removes the case. Then, grasp the handle and push on it. Push the window outward. It is hinged to the forward edge and remains on the airplane. You will find the wire just below the exit. Sit on the wire and slide to the ground.

#### Main Door . . DC-4

- PULL RING ON SLIDE PACK
- PUSH UP ON DOOR LATCH
- PUSH DOOR OUTWARD
- THERE IS AN ESCAPE ROPE ABOVE AND TO THE RIGHT OF THE DOOR FRAME IF YOU NEED IT.

#### Cargo Door . . DC-4

- TURN HANDLE—PULL DOOR OPEN
- PULL ROPE
- SLIDE DOWN

Up forward by the pilot's compartment is the flight deck door. Turn handle and pull door wide open. An escape rope is in door frame at the upper left hand corner. Remove the rope from case and drop it to the ground. Test it—then slide down.

#### Window Exits . . DC-4

- REMOVE SHIELD
- TURN HANDLE
- PULL WINDOW

You have probably located the emergency exit nearest you—there's a sign reading "Emergency Exit" over the window. Just below the window is a plastic case covering with a red handle. A quick jerk removes the case. Then grasp the handle, turn it to the right and pull exit inward. Let exit float down slightly. If on the ground, throw out; if in flight, open under a seat. You'll find the wire just below the exit. Sit on the wire and slide to the ground.

#### Main Door . . DC-4 & DC-6 Airplanes

- HOLD SLIDE AT 45° ANGLE
- JUMP AND SIT

Inside the main cabin door all neatly tied up in a bundle is a slide not the different than you enjoyed at grade school. Just pull the red ring on the canvas holding open the main cabin door and the slide will extend to the ground. Two husky lads previously selected by the crew will slip to the ground and hold the feet of the slide extension away from the plane. Other passengers will tuck into the slide in sitting position and slide to the ground. See illustration above.


### DC-4 AIRPLANE

**DC-4 AIRPLANE**

Diagram showing exit locations for the DC-4 airplane:

- CARGO DOOR: DROP TO GROUND
- MAIN DOOR: DROP TO GROUND
- WINDOW EXITS: DROP TO GROUND
- FRAME: DROP TO GROUND
- SLIDE DOWN: FROM WINDOW FRAME

- Legend**
- ↑ HAND AXE
  - ↑ FIRE EXTINGUISHER
  - ↑ FLASH LIGHT
  - ↓ FIRST AID KIT




safety information card: United Air Lines  
1953

Gift of Gerald J. Pipinich  
Collection of SFO Museum  
<https://collection.sfo-museum.org/objects/1762832063/>  
2006.029.004



postcard: Lufthansa, Ilyushin Il-14, Berlin Airport  
1940s  
Gift of Thomas G. Dragges  
Collection of SFO Museum  
<https://collection.sfo-museum.org/objects/1762696177/>  
2015.166.0976



postcard: Lufthansa, Ilyushin Il-14, Berlin Airport  
1940s  
Gift of Thomas G. Dragges  
Collection of SFO Museum  
<https://collection.sfo-museum.org/objects/1762696177/>  
2015.166.0976